



Prepress dimension: 210 x 14 mm
Resolution: 300 dpi
Color mode: CMYK

IMPORTANT INFORMATION BEFORE YOU SEND US YOUR KEYTAGS PRINTING DESIGN:

1. DON'T FLATTEN THE LAYERS IN THE PRINT FILE.
2. IF YOU ARE USING A VECTOR GRAPHICS EDITORS (ADOBE ILLUSTRATOR, CORELDRAW), CONVERT ALL FONTS TO CURVES (CREATE OUTLINES / CONVERT TO CURVES).
3. IF YOU ARE USING ANOTHER PROGRAM, PLEASE SEND US ALL THE FONTS YOU HAVE USED.
4. IF YOU HAVE YOUR LOGO IN VECTOR FORMAT (EPS, CRD, AI, PDF), PLEASE SEND IT TO US TO ENSURE HIGHER PRINTING QUALITY.
5. WHEN YOU USE BLACK COLOR IN YOUR DESIGN, C 0%, M 0%, Y 0%, K 100%.
6. PRINT FILE SHOULD BE SUBMITTED IN A VECTOR FORMAT (PDF, ILLUSTRATOR, CORELDRAW).

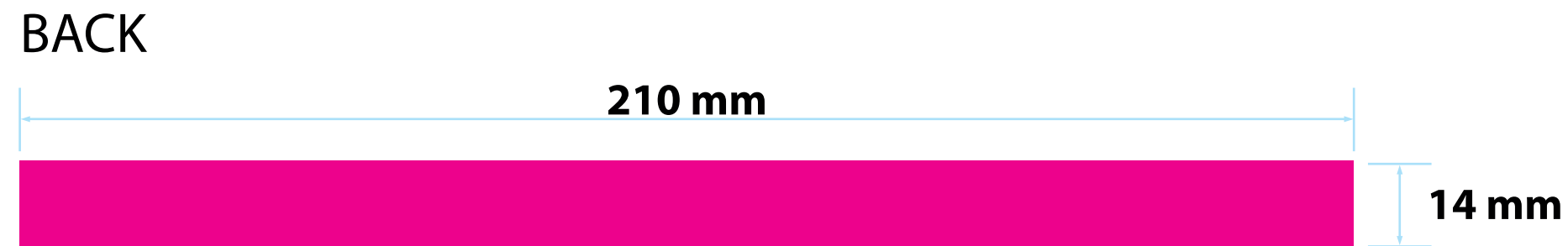
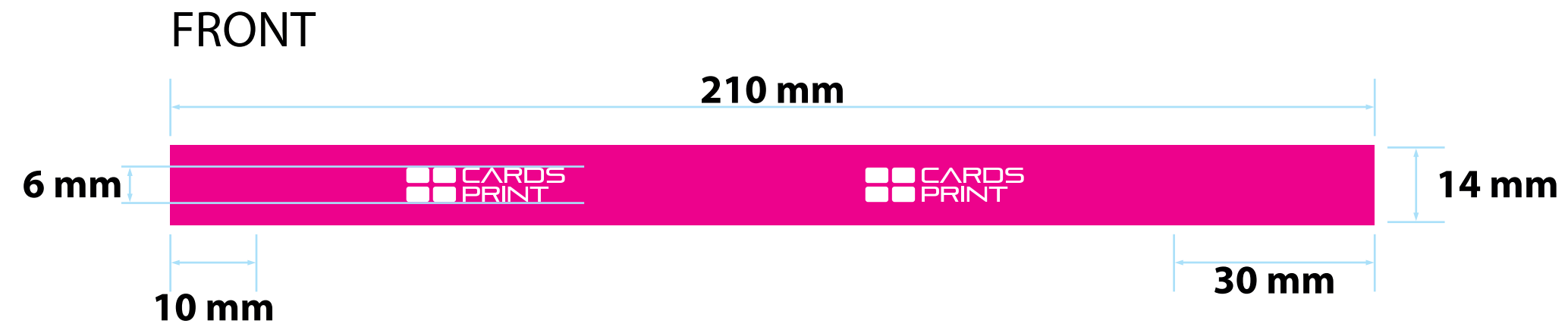
FRONT

- MAXIMUM LOGO HEIGHT: 6 mm
- DESIGN DIMENSIONS OF KEYTAGS: 210 x 14 mm
- TOTAL SEWING SPACE: 40 mm (10 + 30 mm)

BACK

- DESIGN DIMENSIONS OF KEYTAGS: 210 x 14 mm
- BACK SIDE IS REPEATED BY DESIGN REPETITION

KEYTAGS SATEN / RIPS 10 mm





Prepress dimension: 210 x 19 mm
Resolution: 300 dpi
Color mode: CMYK

IMPORTANT INFORMATION BEFORE YOU SEND US YOUR KEYTAGS PRINTING DESIGN:

1. DON'T FLATTEN THE LAYERS IN THE PRINT FILE.
2. IF YOU ARE USING A VECTOR GRAPHICS EDITORS (ADOBE ILLUSTRATOR, CORELDRAW), CONVERT ALL FONTS TO CURVES (CREATE OUTLINES / CONVERT TO CURVES).
3. IF YOU ARE USING ANOTHER PROGRAM, PLEASE SEND US ALL THE FONTS YOU HAVE USED.
4. IF YOU HAVE YOUR LOGO IN VECTOR FORMAT (EPS, CRD, AI, PDF), PLEASE SEND IT TO US TO ENSURE HIGHER PRINTING QUALITY.
5. WHEN YOU USE BLACK COLOR IN YOUR DESIGN, C 0%, M 0%, Y 0%, K 100%.
6. PRINT FILE SHOULD BE SUBMITTED IN A VECTOR FORMAT (PDF, ILLUSTRATOR, CORELDRAW).

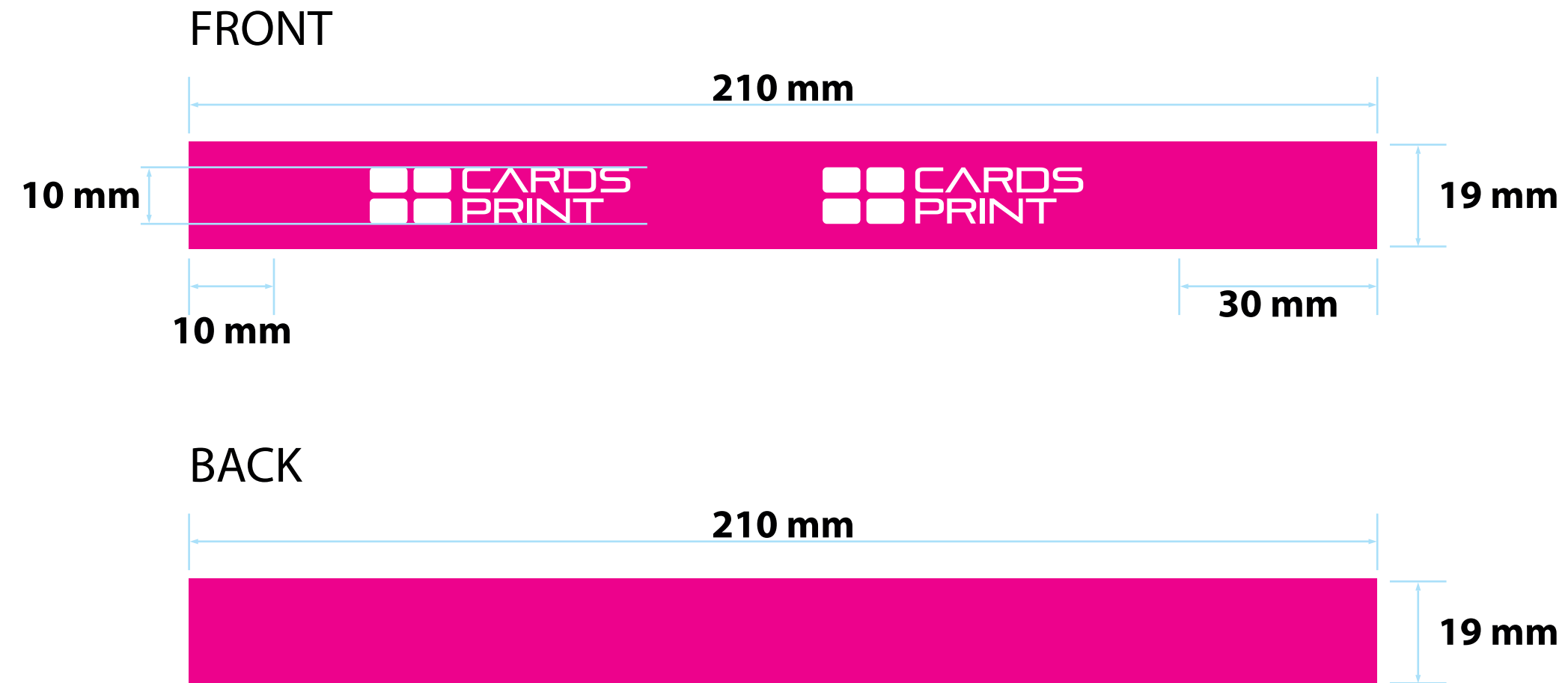
FRONT

- MAXIMUM LOGO HEIGHT: 10 mm
- DESIGN DIMENSIONS OF KEYTAGS: 210 x 19 mm
- TOTAL SEWING SPACE: 40 mm (10 + 30 mm)

BACK

- DESIGN DIMENSIONS OF KEYTAGS: 210 x 19 mm
- BACK SIDE IS REPEATED BY DESIGN REPETITION

KEYTAGS SATEN / RIPS 15 mm





Prepress dimension: 210 x 24 mm
Resolution: 300 dpi
Color mode: CMYK

IMPORTANT INFORMATION BEFORE YOU SEND US YOUR KEYTAGS PRINTING DESIGN:

1. DON'T FLATTEN THE LAYERS IN THE PRINT FILE.
2. IF YOU ARE USING A VECTOR GRAPHICS EDITORS (ADOBE ILLUSTRATOR, CORELDRAW), CONVERT ALL FONTS TO CURVES (CREATE OUTLINES / CONVERT TO CURVES).
3. IF YOU ARE USING ANOTHER PROGRAM, PLEASE SEND US ALL THE FONTS YOU HAVE USED.
4. IF YOU HAVE YOUR LOGO IN VECTOR FORMAT (EPS, CRD, AI, PDF), PLEASE SEND IT TO US TO ENSURE HIGHER PRINTING QUALITY.
5. WHEN YOU USE BLACK COLOR IN YOUR DESIGN, C 0%, M 0%, Y 0%, K 100%.
6. PRINT FILE SHOULD BE SUBMITTED IN A VECTOR FORMAT (PDF, ILLUSTRATOR, CORELDRAW).


FRONT

- MAXIMUM LOGO HEIGHT: 15 mm
- DESIGN DIMENSIONS OF KEYTAGS: 210 x 24 mm
- TOTAL SEWING SPACE: 40 mm (10 + 30 mm)

BACK

- DESIGN DIMENSIONS OF KEYTAGS: 210 x 24 mm
- BACK SIDE IS REPEATED BY DESIGN REPETITION

KEYTAGS SATEN / RIPS 20 mm





Prepress dimension: 210 x 29 mm
Resolution: 300 dpi
Color mode: CMYK

IMPORTANT INFORMATION BEFORE YOU SEND US YOUR KEYTAGS PRINTING DESIGN:

1. DON'T FLATTEN THE LAYERS IN THE PRINT FILE.
2. IF YOU ARE USING A VECTOR GRAPHICS EDITORS (ADOBE ILLUSTRATOR, CORELDRAW), CONVERT ALL FONTS TO CURVES (CREATE OUTLINES / CONVERT TO CURVES).
3. IF YOU ARE USING ANOTHER PROGRAM, PLEASE SEND US ALL THE FONTS YOU HAVE USED.
4. IF YOU HAVE YOUR LOGO IN VECTOR FORMAT (EPS, CRD, AI, PDF), PLEASE SEND IT TO US TO ENSURE HIGHER PRINTING QUALITY.
5. WHEN YOU USE BLACK COLOR IN YOUR DESIGN, (C 0%, M 0%, Y 0%, K 100%).
6. PRINT FILE SHOULD BE SUBMITTED IN A VECTOR FORMAT (PDF, ILLUSTRATOR, CORELDRAW).

FRONT

- MAXIMUM LOGO HEIGHT: 20 mm
- DESIGN DIMENSIONS OF KEYTAGS: 210 x 29 mm
- TOTAL SEWING SPACE: 40 mm (10 + 30 mm)

BACK

- DESIGN DIMENSIONS OF KEYTAGS: 210 x 29 mm
- BACK SIDE IS REPEATED BY DESIGN REPETITION

KEYTAGS

SATEN / RIPS

25 mm

